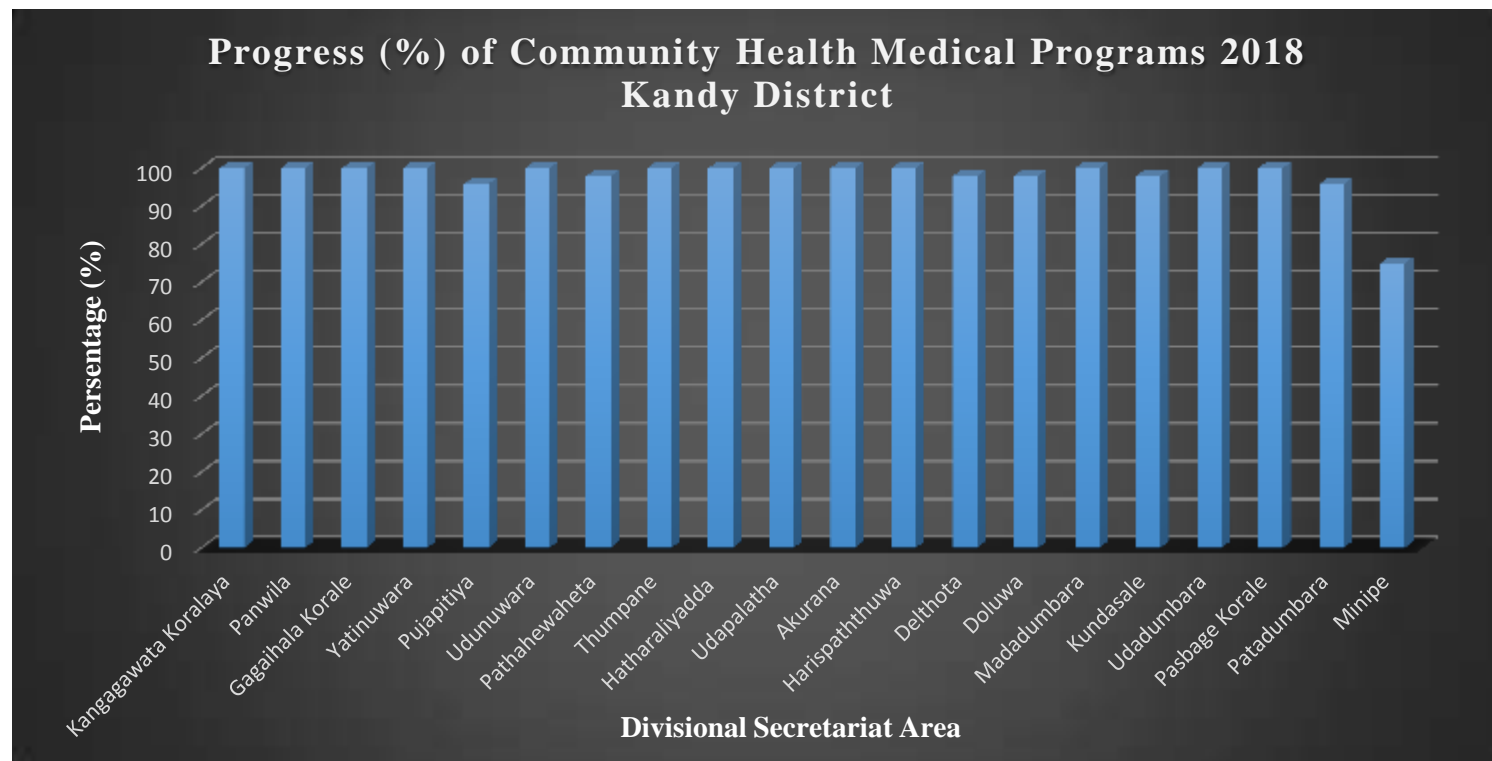


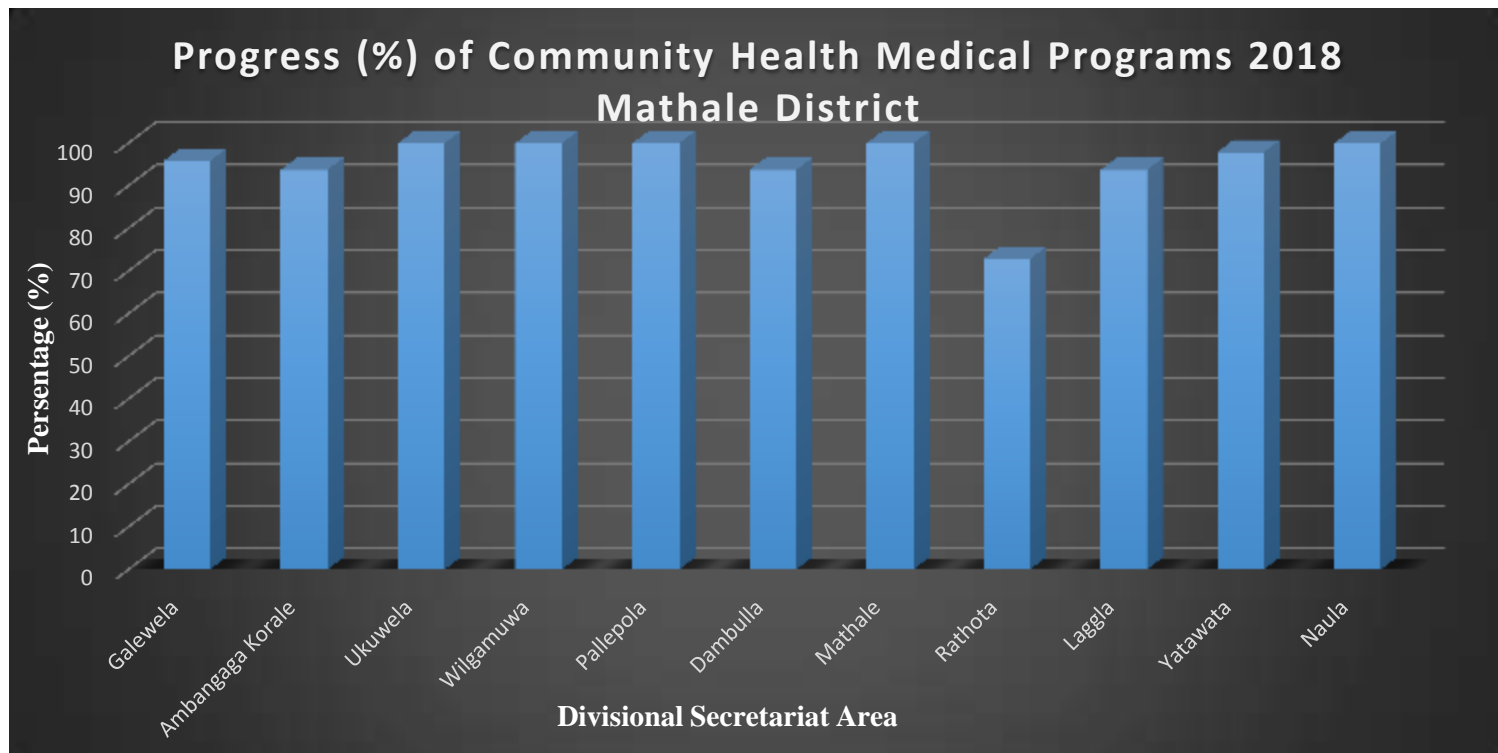
Progress of Community Health Medical Programs 2018 - Kandy District

| No. | Divisional Secretariat Area | Progress (%) |
|-----|-----------------------------|--------------|
| 1 | Kangagawata | 100 |
| 2 | Koralaya | 100 |
| 3 | Panwila | 100 |
| 4 | Gagaihala Korale | 100 |
| 5 | Yatinuwara | 100 |
| 6 | Pujapitiya | 95.83 |
| 7 | Udunuwara | 100 |
| 8 | Pathahewaheta | 97.91 |
| 9 | Thumpane | 100 |
| 10 | Hatharaliyadda | 100 |
| 11 | Udapalatha | 100 |
| 12 | Akurana | 100 |
| 13 | Harispaththuwa | 100 |
| 14 | Delthota | 97.91 |
| 15 | Doluwa | 97.91 |
| 16 | Madadumbara | 100 |
| 17 | Kundasale | 97.91 |
| 18 | Udadumbara | 100 |
| 19 | Pasbage Korale | 100 |
| 20 | Patadumbara | 95.83 |
| | Minipe | 75 |
| | Average | 97.92 |



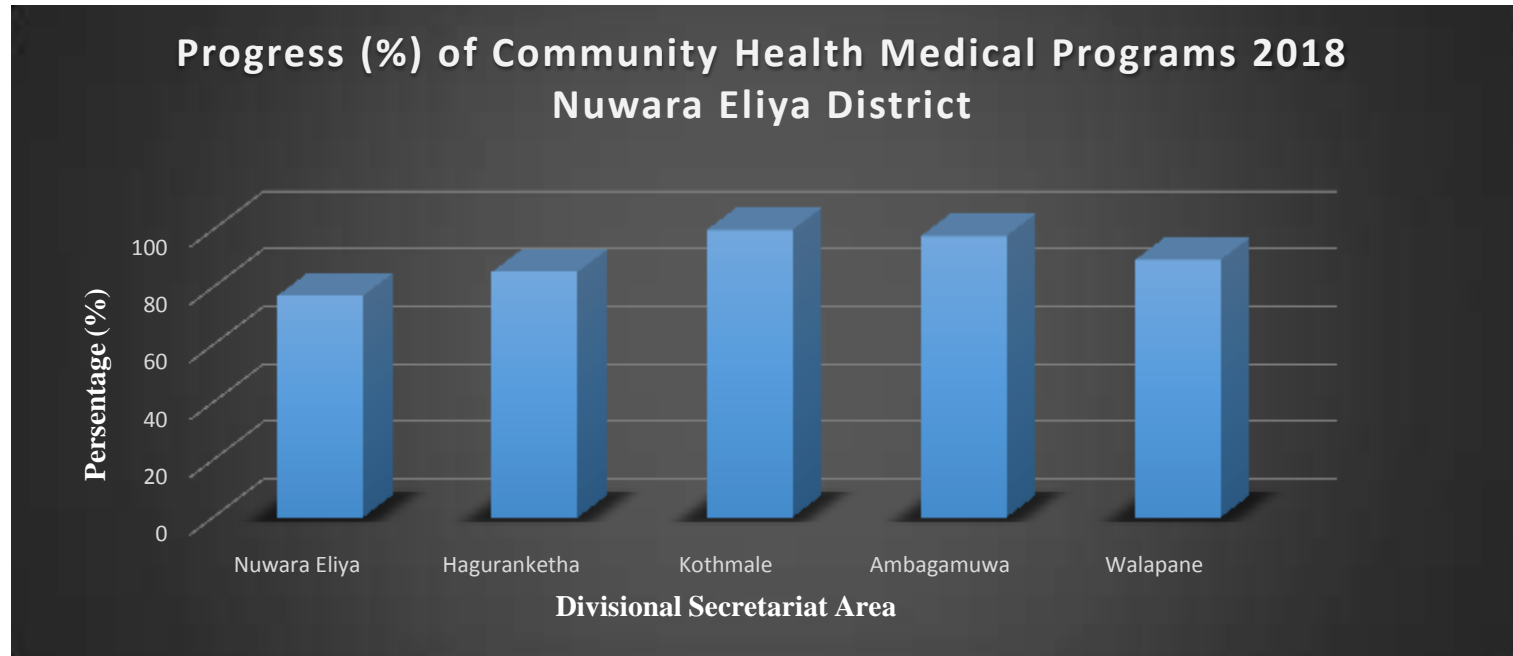
Progress of Community Health Medical Programs 2018 - Mathale District

| No. | Divisional Secretariat Area | Progress (%) |
|-----|-----------------------------|--------------|
| 1 | Galewela | 95.83 |
| 2 | Ambangaga Korale | 93.75 |
| 3 | Ukuwela | 100 |
| 4 | Wilgamuwa | 100 |
| 5 | Pallepola | 100 |
| 6 | Dambulla | 93.75 |
| 7 | Mathale | 100 |
| 8 | Rathota | 72.91 |
| 9 | Laggla | 93.75 |
| 10 | Yatawata | 97.91 |
| 11 | Naula | 100 |
| | Average | 95.26 |



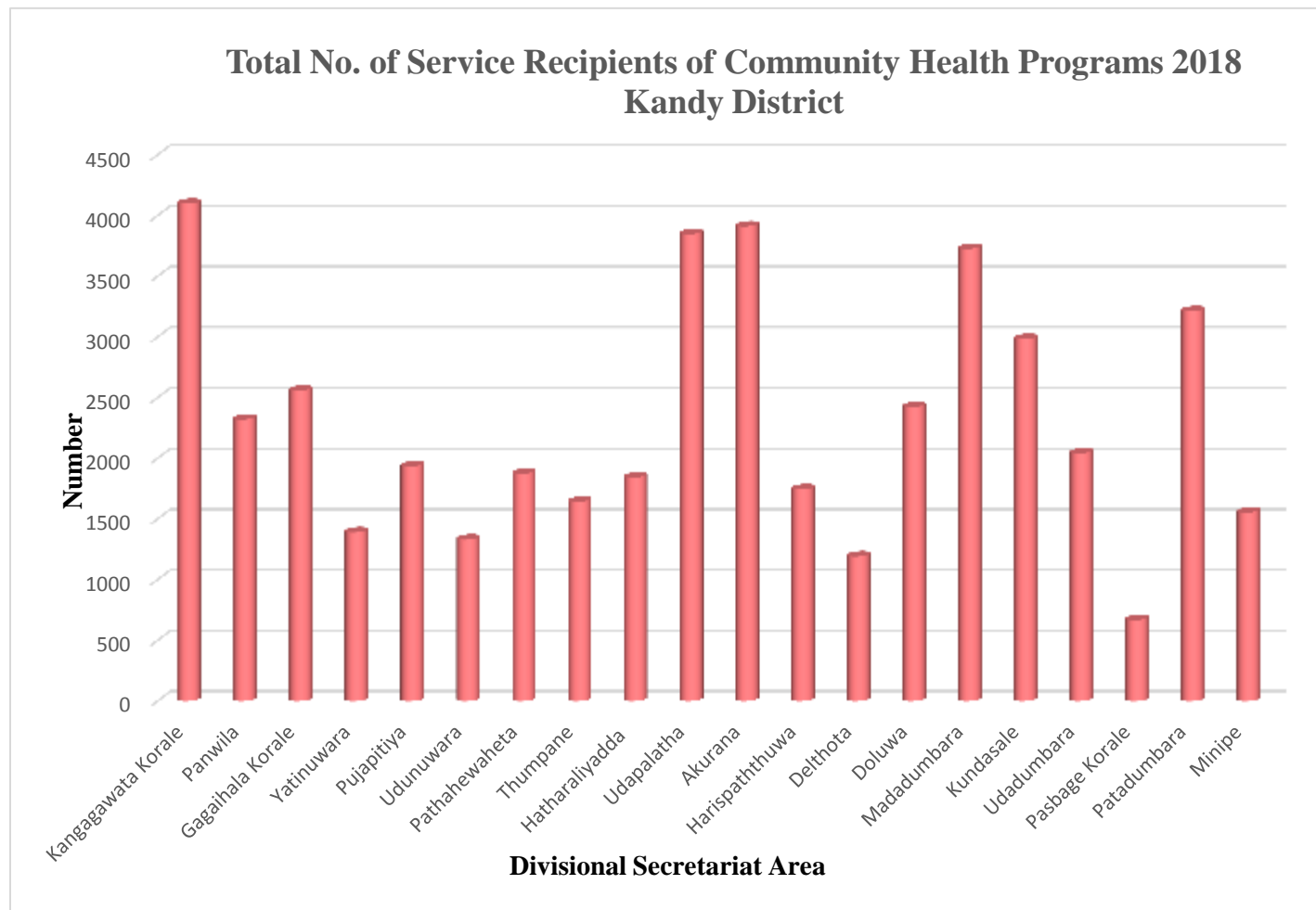
Progress of Community Health Medical Programs 2018 – Nuwara Eliya District

| No. | Divisional Secretariat Area | Progress (%) |
|-----|-----------------------------|--------------|
| 1 | Nuwara Eliya | 77.08 |
| 2 | Haguranketha | 85.41 |
| 3 | Kothmale | 100 |
| 4 | Ambagamuwa | 97.91 |
| 5 | Walapane | 89.58 |
| | Average | 90.00 |



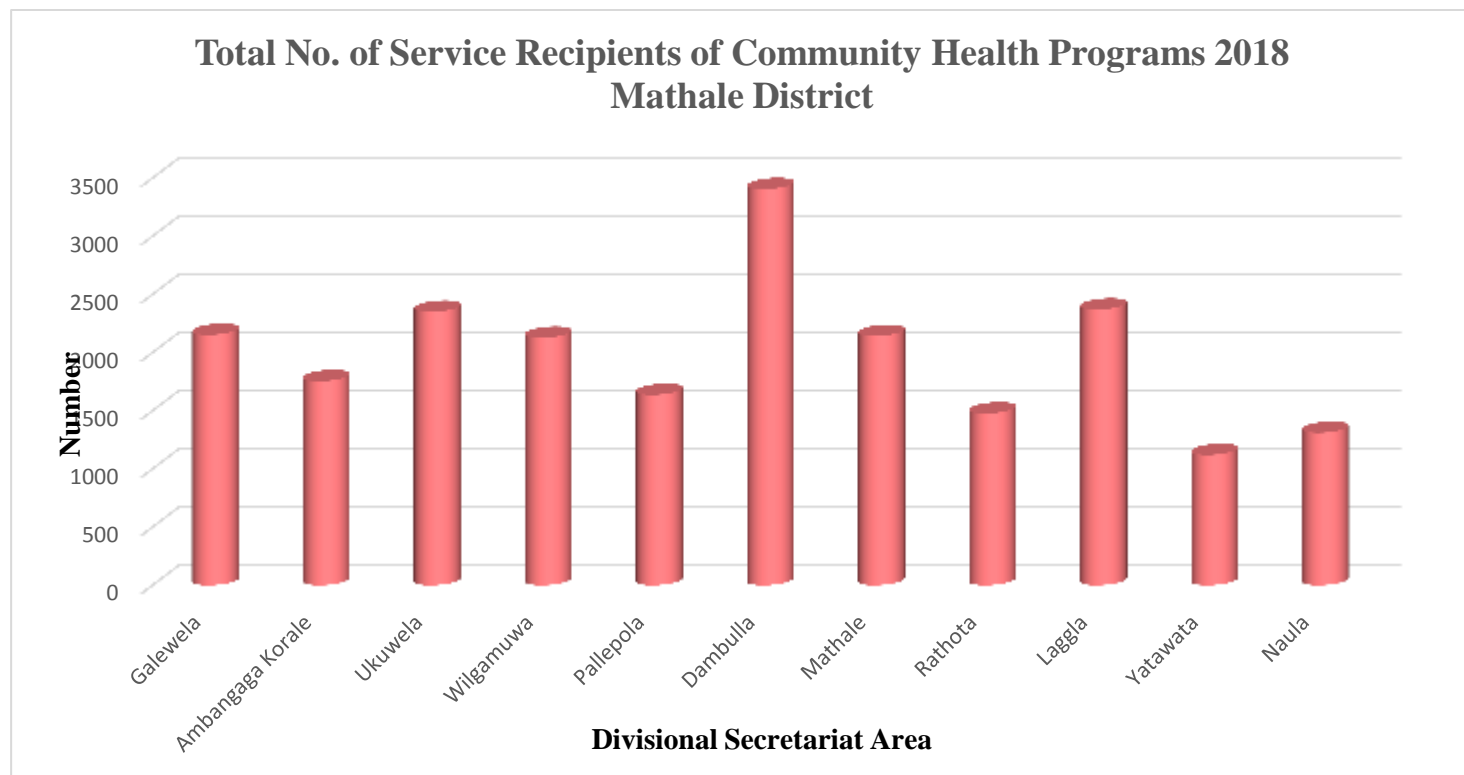
Number of total of service recipients in Community Health Programs 2018 - Kandy District

| No. | Divisional Secretariat Area | Total No. of service recipients |
|-----|-----------------------------|---------------------------------|
| 1 | Kangagawata Korale | 4098 |
| 2 | Panwila | 2321 |
| 3 | Gagaihala Korale | 2559 |
| 4 | Yatinuwara | 1391 |
| 5 | Pujapitiya | 1934 |
| 6 | Udunuwara | 1331 |
| 7 | Pathahewaheta | 1874 |
| 8 | Thumpane | 1643 |
| 9 | Hatharaliyadda | 1843 |
| 10 | Udawalatha | 3848 |
| 11 | Akurana | 3912 |
| 12 | Harispaththuwa | 1745 |
| 13 | Delthota | 1192 |
| 14 | Doluwa | 2423 |
| 15 | Madadumbara | 3727 |
| 16 | Kundasale | 2984 |
| 17 | Udadumbara | 2042 |
| 18 | Pasbage Korale | 668 |
| 19 | Patadumbara | 3212 |
| 20 | Minipe | 1554 |
| | Sub Total | 46301 |



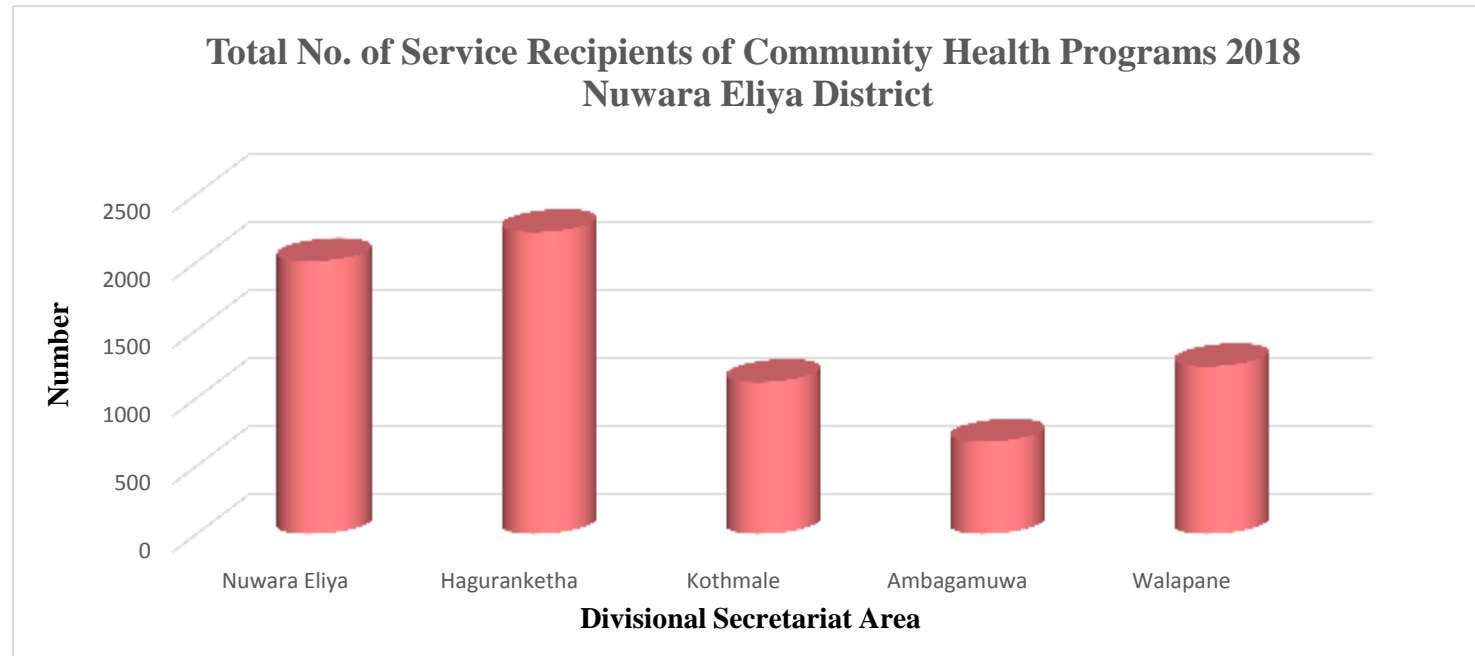
Number of total of service recipients in Community Health Programs 2018 - Mathale District

| No. | Divisional Secretariat Area | Total No. of service recipients |
|-----|-----------------------------|---------------------------------|
| 1 | Galewela | 2153 |
| 2 | Ambangaga Korale | 1755 |
| 3 | Ukuwela | 2351 |
| 4 | Wilgamuwa | 2128 |
| 5 | Pallepola | 1637 |
| 6 | Dambulla | 3405 |
| 7 | Mathale | 2143 |
| 8 | Rathota | 1477 |
| 9 | Laggla | 2370 |
| 10 | Yatawata | 1121 |
| 11 | Naula | 1311 |
| | Sub Total | 21851 |



Number of total of service recipients in Community Health Programs 2018 – Nuwara Eliya District

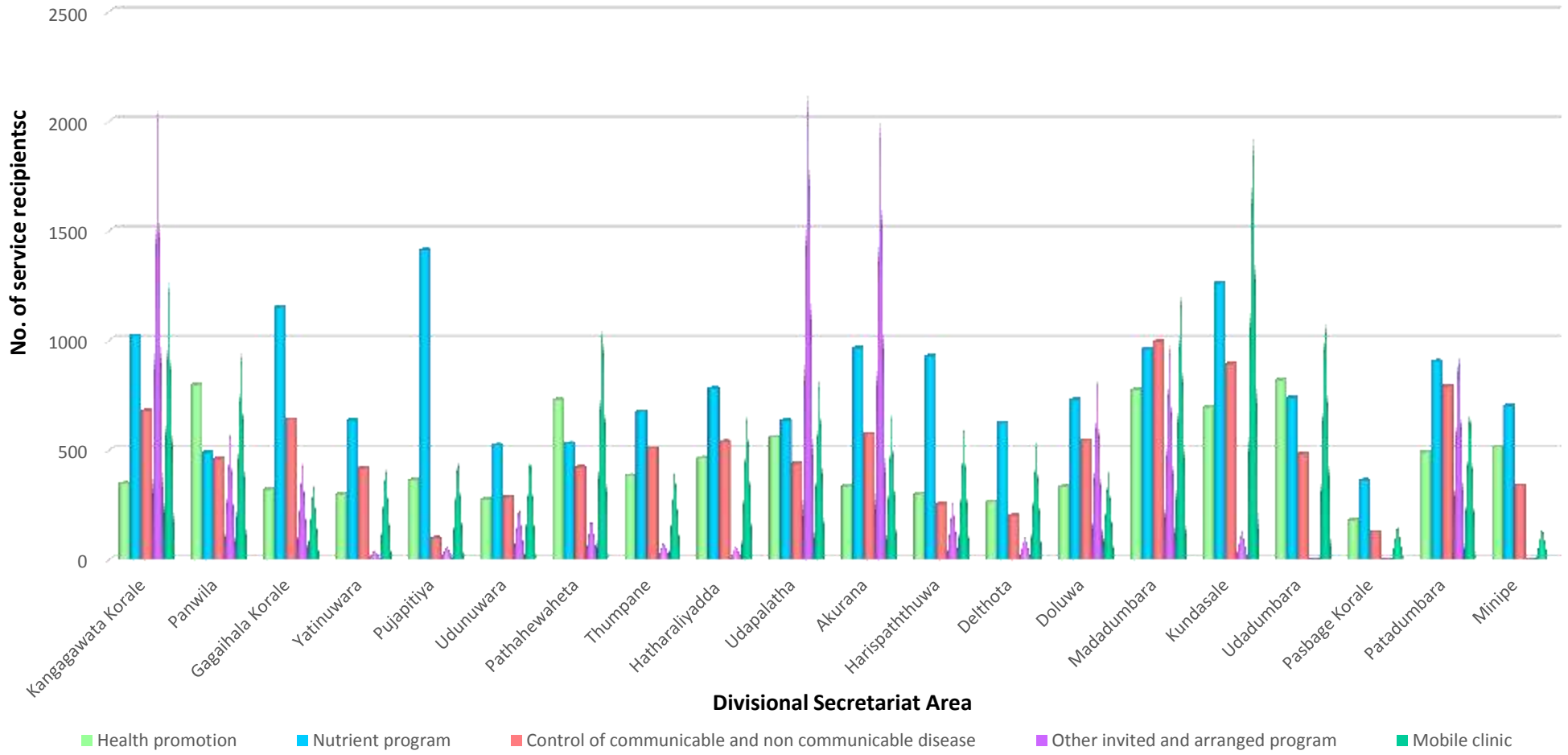
| No. | Divisional Secretariat Area | Total No. of service recipients |
|-----|-------------------------------------|---------------------------------|
| 1 | Nuwara Eliya | 2006 |
| 2 | Haguranketha | 2219 |
| 3 | Kothmale | 1116 |
| 4 | Ambagamuwa | 678 |
| 5 | Walapane | 1232 |
| | Sub Total | 7251 |
| | Grand Total Central Province | 75403 |



Descriptive data of Community Health Programs 2018 - Kandy District

| Kandy District | | Sub Component | | | | |
|----------------|-----------------------------|------------------------------|-------------------|--|-------------------------------------|----------------|
| No. | Divisional Secretariat Area | Health promotion programs | Nutrient programs | Control of communicable and non-communicable disease | Other invited and arranged programs | Mobile clinics |
| | | Number of service recipients | | | | |
| 1 | Kangagawata Korale | 347 | 1021 | 679 | 2051 | 1258 |
| 2 | Panwila | 798 | 490 | 460 | 573 | 959 |
| 3 | Gagaihala Korale | 321 | 1152 | 639 | 447 | 353 |
| 4 | Yatinuwara | 299 | 636 | 417 | 39 | 438 |
| 5 | Pujapitiya | 363 | 1413 | 98 | 60 | 485 |
| 6 | Udunuwara | 275 | 523 | 285 | 248 | 495 |
| 7 | Pathahewaheta | 730 | 530 | 422 | 192 | 1149 |
| 8 | Thumpane | 383 | 675 | 507 | 78 | 422 |
| 9 | Hatharaliyadda | 464 | 781 | 538 | 60 | 680 |
| 10 | Udawalatha | 559 | 635 | 439 | 2215 | 828 |
| 11 | Akurana | 336 | 966 | 573 | 2037 | 658 |
| 12 | Harispaththuwa | 300 | 929 | 254 | 262 | 593 |
| 13 | Delthota | 264 | 624 | 201 | 103 | 535 |
| 14 | Doluwa | 333 | 730 | 543 | 817 | 413 |
| 15 | Madadumbara | 775 | 961 | 995 | 996 | 1257 |
| 16 | Kundasale | 696 | 1262 | 893 | 133 | 2050 |
| 17 | Udadumbara | 820 | 739 | 483 | 0 | 1174 |
| 18 | Pasbage Korale | 181 | 362 | 125 | 0 | 160 |
| 19 | Patadumbara | 491 | 905 | 792 | 1024 | 731 |
| 20 | Minipe | 514 | 702 | 338 | 0 | 145 |
| | Sub Total | 9249 | 16036 | 9681 | 11335 | 14783 |

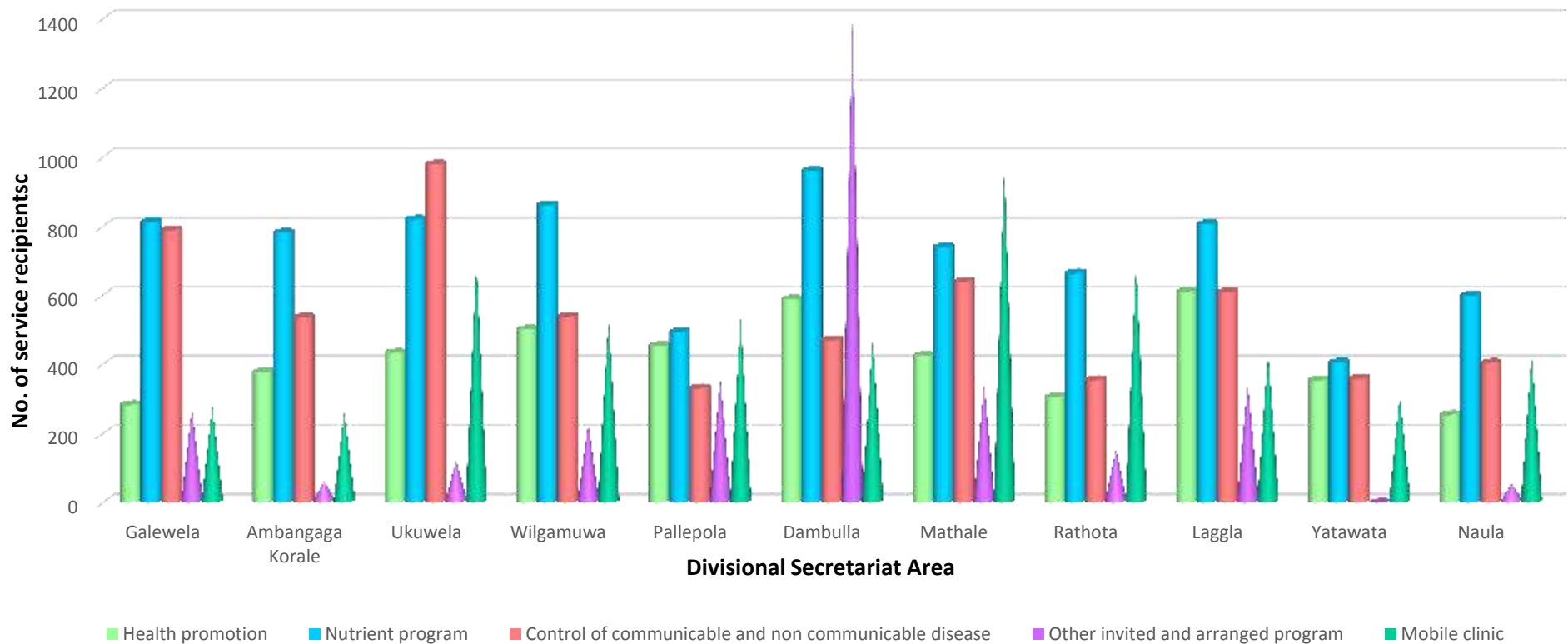
No. of service recipients in Community Health Programs 2019 - Kandy District



Descriptive data of Community Health Programs 2018 - Mathale District

| Mathale District | | Sub Component | | | | |
|------------------|-----------------------------|---------------------------|-------------------|--|-------------------------------------|----------------|
| No. | Divisional Secretariat Area | Health promotion programs | Nutrient programs | Control of communicable and non-communicable disease | Other invited and arranged programs | Mobile clinics |
| 1 | Galewela | 284 | 813 | 790 | 266 | 274 |
| 2 | Ambangaga Korale | 378 | 782 | 537 | 58 | 259 |
| 3 | Ukuwela | 434 | 820 | 980 | 117 | 700 |
| 4 | Wilgamuwa | 502 | 862 | 539 | 225 | 531 |
| 5 | Pallepola | 454 | 495 | 332 | 356 | 528 |
| 6 | Dambulla | 589 | 961 | 471 | 1384 | 470 |
| 7 | Mathale | 425 | 740 | 640 | 338 | 980 |
| 8 | Rathota | 306 | 665 | 356 | 150 | 691 |
| 9 | Laggla | 611 | 807 | 610 | 342 | 434 |
| 10 | Yatawata | 355 | 406 | 360 | 0 | 306 |
| 11 | Naula | 255 | 600 | 405 | 51 | 426 |
| | Sub Total | 4593 | 7951 | 6020 | 3287 | 5599 |

No. of service recipients in Community Health Programs 2019 - Mathale District



Descriptive data of Community Health Programs 2018 – Nuwara Eliya District

| Nuwara Eliya District | | Sub Component | | | | |
|-----------------------|---------------------------------------|---------------------------|-------------------|--|-------------------------------------|----------------|
| No. | Divisional Secretariat Area | Health promotion programs | Nutrient programs | Control of communicable and non-communicable disease | Other invited and arranged programs | Mobile clinics |
| 1 | Nuwara Eliya | 448 | 365 | 189 | 1004 | 1272 |
| 2 | Haguranketha | 493 | 1124 | 525 | 77 | 1402 |
| 3 | Kothmale | 278 | 702 | 136 | 0 | 925 |
| 4 | Ambagamuwa | 0 | 510 | 178 | 10 | 477 |
| 5 | Walapane | 106 | 906 | 220 | 0 | 913 |
| | Sub Total | 1325 | 3607 | 1248 | 1091 | 4989 |
| | Grand Total - Central Province | 15167 | 27594 | 16949 | 15713 | 25371 |

No. of service recipients in Community Health Programs 2019 - Nuwara Eliya District

